



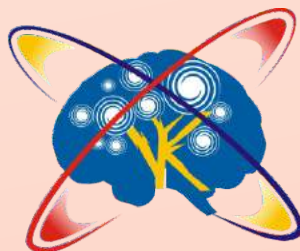
LINES AND PATTERNS



LINES AND PATTERNS



Published by



VAPS KNOWLEDGE
SERVICES PVT. LTD.

Published by:



VAPS KNOWLEDGE
SERVICES PVT. LTD.

No.72, MIG 1st stage, 4th main, 6th Cross, KHB Colony, Basaveshwar Nagar, Bangalore - 560 079.
Tel : +91-080-23012900 / 901 to 926, email: contact@vapstech.com,
www.vapsknowledge.com

First Edition 2016

© VAPS KNOWLEDGE SERVICES PVT. LTD.

All rights reserved. No part of this publication may be reproduced, transmitted, stored in a retrieval system or translated in to any language or Computer language, in any form or by any means, electronic, Mechanical, magnetic, optical, chemical, manual, photocopy or otherwise without the prior permission of the publishers.



Price : Rs 135/-

FOREWORD

The basic purpose of elementary education is to equip the child to get prepared to study at higher level. Since a long time educationists have believed that three 'R's namely Reading, Writing, and Arithmetic are the essential factors of learning at this stage. Text books go a long way in achieving the goals of primary education.

A good text book should be colourful, attractive and the matter presented in it must be easily assimilated by the child. In addition to this there are many other factors which contribute for making a good book, like size of the character, pictures, and drawings, space for practicing, etc. Now a days there are many more novel techniques being used to make texts child friendly.

VAPS Knowledge Services Private Limited has developed text books for children for the early years of learning. The English beginner and the Mathematics books were handed over to me for reviewing. The books have been prepared with lot of care and interest by experienced teachers. In my opinion they serve most of the requirements for both teachers and the taught. These books are not only text books, but they are also a combination of work books. A child will get lot of opportunities to practice, which is very much essential at the early stages of learning. The books are also moderately priced and may not be a burden for the parents.

Mr.Siddesh is a young entrepreneur who has involved himself in many fields, as a consultant, social worker, IT professional, etc. This is his new venture through VAPS Knowledge Services. I wish him all the success in his endovours.

L.S.Shamasundara Sharma

Chairman

Sri Vidya Kendra

The Smart School

Bangalore- 560 091

VAPS Knowledge Services Private Limited [VAPS-KSPL] is a Technology based company dedicated to the propagation of computer education in schools. Currently we are serving over 300 schools in the states of Karnataka, Tamilnadu and Andhra Pradesh. It is our vision to extend this noble mission to other indian States and abroad. Managed by a dedicated and professional team, led by Mr. R Siddesh Kumar, a pioneer in this domain. The company provides complete infrastructure to its client schools, computer hardware, software, connectivity, faculty and textbooks for conducting IT lessons from Standards Pre Nursery to 10th (CBSE, ICSE and State syllabi).





LINES AND PATTERNS



This book belongs to


Name:

Class :

School:

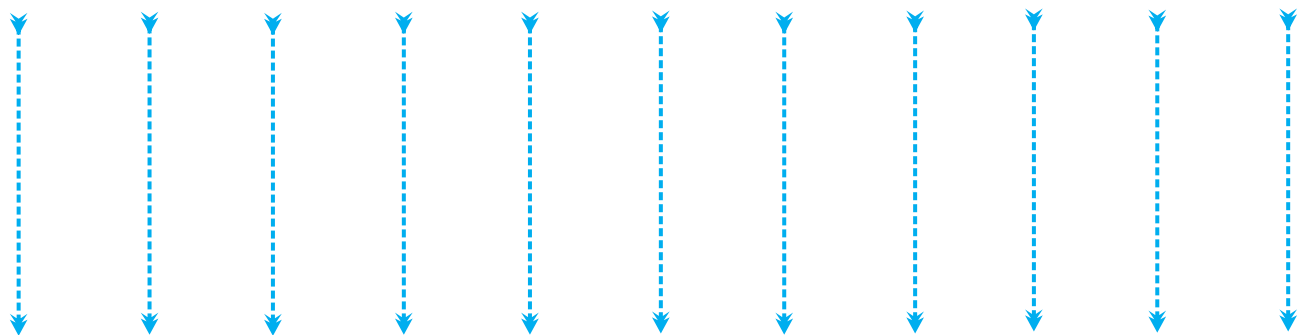
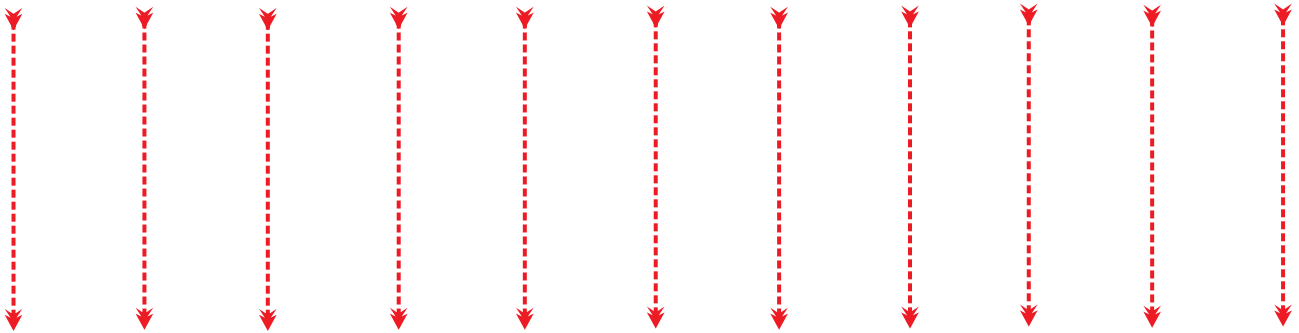
JUST SCRIBBLE

TO THE TEACHER: Ask the children to pick up a red colour crayon and relate the story below. In order to make the children interested in the activity of writing. Make them scribble with diferent colour crayon.



A little monkey came and picked up red colour crayon and scribbled this paper.


Like this....



Teacher's Sign

STANDING LINES


Go over dotted pattern and draw standing lines.



TO THE TEACHER:
Hold the hand of the child and make him draw steady straight lines.

STANDING LINES

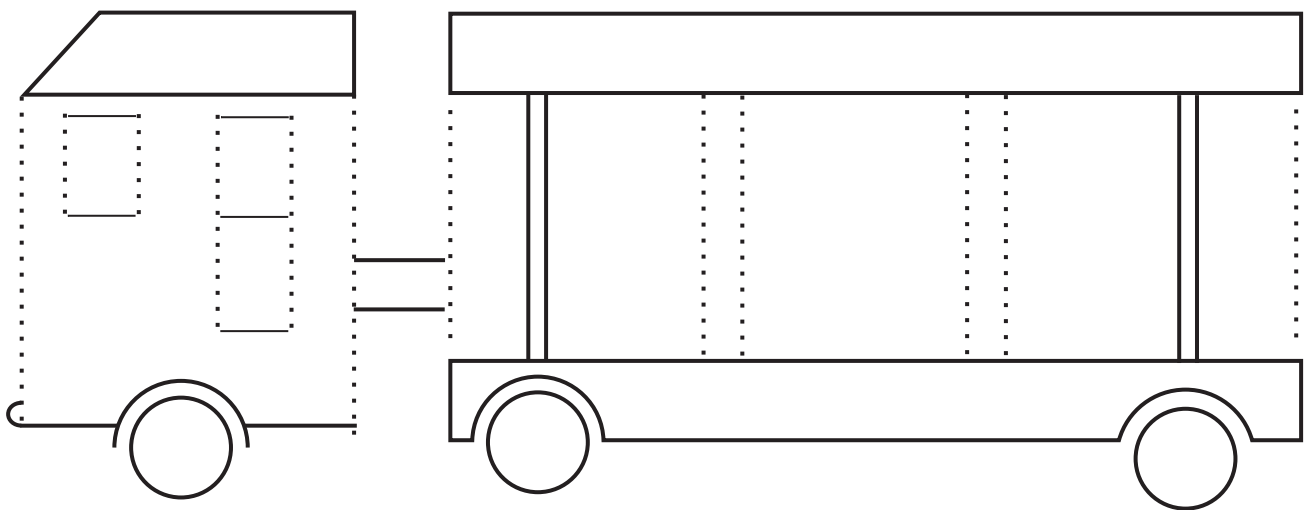


Draw the balloon strings for each child.



TO THE TEACHER:
Encourage the child to trace over the dotted lines to connect the kids.



Go over dotted pattern and trace the truck.







TO THE TEACHER:
Encourage the children to start from the dot and to follow the correct movement.



DOTTED PATTERN

Go over the dotted lines following the direction of arrows.

 		 					
--	---	--	---	---	---	---	---

--	--	--	--	--	--

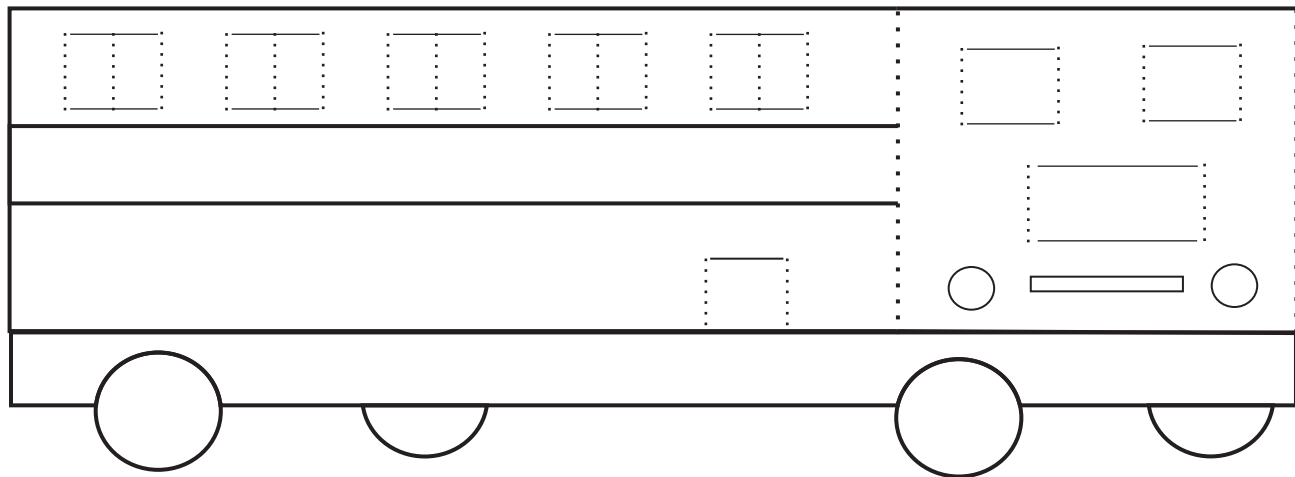



---	---	---	---	---	---

TO THE PARENT:

Make sure that the child practices with proper hand control lifting the pencil each time.

STANDING LINES





Draw standing lines.



TO THE TEACHER:
Encourage the children to trace and colour the bus. Strike a conversation on the bus as a useful means of transport in class.

DOTTED STANDING LINES

Draw standing lines.

--	--	--	--	--	--	--



--	--	--

TO THE PARENT:

Encourage the child to use colourful crayons and trace, also colour the boxes.

Teacher's Sign

STANDING DOTTED LINES

Go over dotted lines.



A series of vertical dotted lines for tracing practice, consisting of 12 parallel lines spaced evenly across the width of the page.

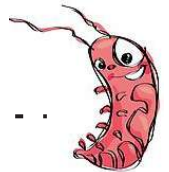

TO THE TEACHER:

Encourage the children to go over the dotted lines and trace the boundary. Check the pencil grip. Ask them to colour the boundary with different colour crayons.

Teacher's Sign

DOTTED SLEEPING LINES

Go over the sleeping dotted lines.



TO THE PARENT:

Ask the child to go over sleeping dotted lines and help these animals to reach their food.



Teacher's Sign

DOTTED LINES


Trace the sleeping dotted lines.

Tracing practice area with five rows of dotted lines. Each row features a red arrow above a dashed line, flanked by two identical illustrations of an object:

- Row 1: Yellow bell
- Row 2: Red apple
- Row 3: Red chocolate bar
- Row 4: Pink cap
- Row 5: Orange carrot

TO THE TEACHER:

Check child's pencil grip and the direction of the stroke.



Teacher's Sign

SLEEPING DOTTED LINES

Go over the dotted lines.

The image shows two identical sets of vertical ladders. Each ladder is formed by two light blue vertical bars with rounded ends. Between these bars are eight horizontal dotted lines. A red arrow on the top dotted line of each ladder points to the right, indicating the direction of the stroke.

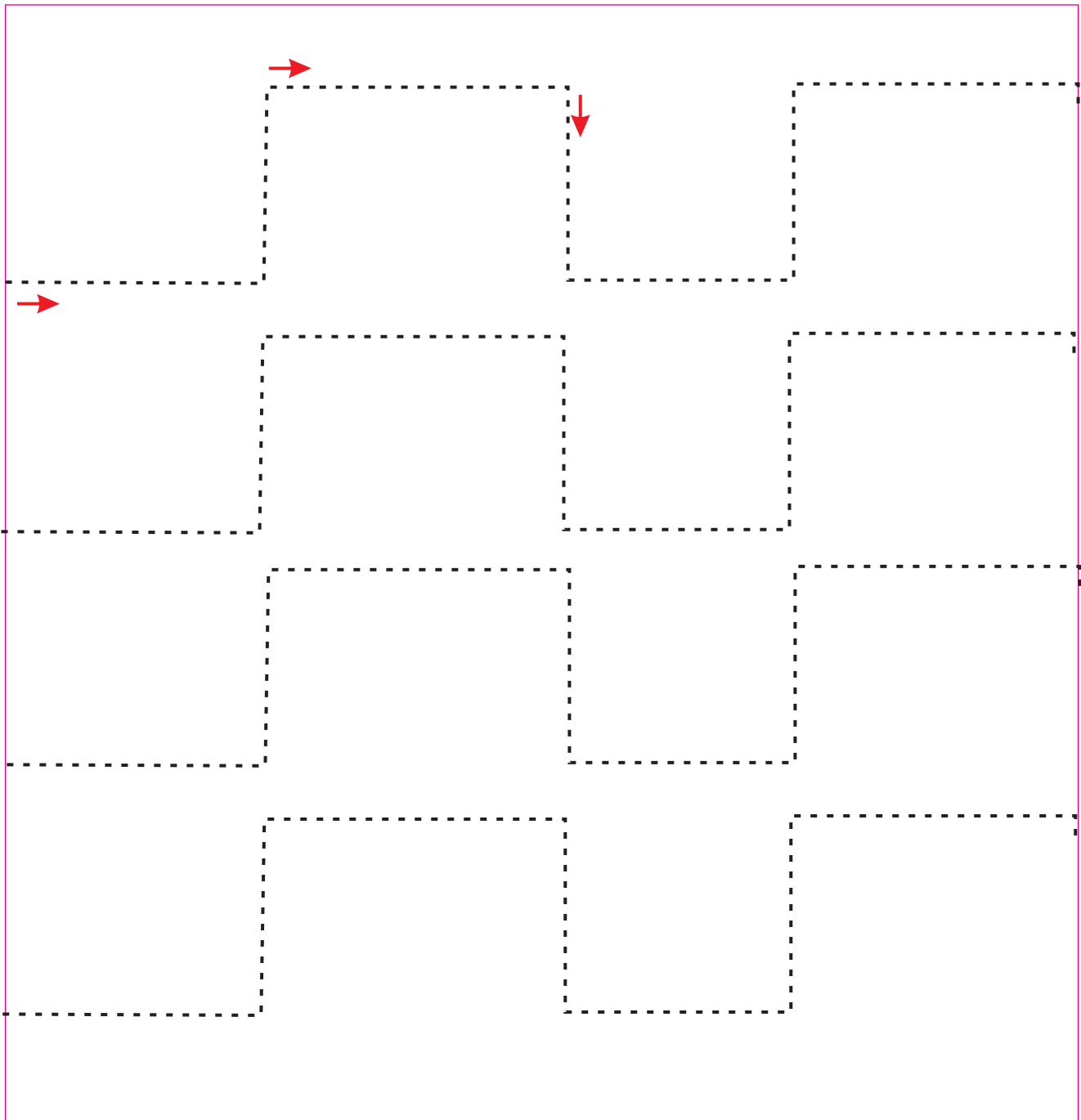
TO THE TEACHER:

Ask the children to go over sleeping dotted lines and complete the ladders. Check their stroke.

DRAW THE PATTERN

HW


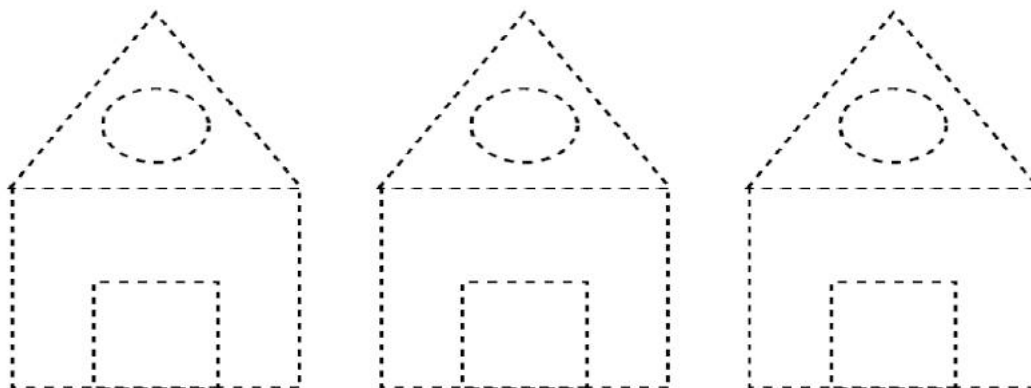
Practice standing and sleeping lines.





DOTTED PATTERN

Join the dots and see the new house. Then finish the pattern.

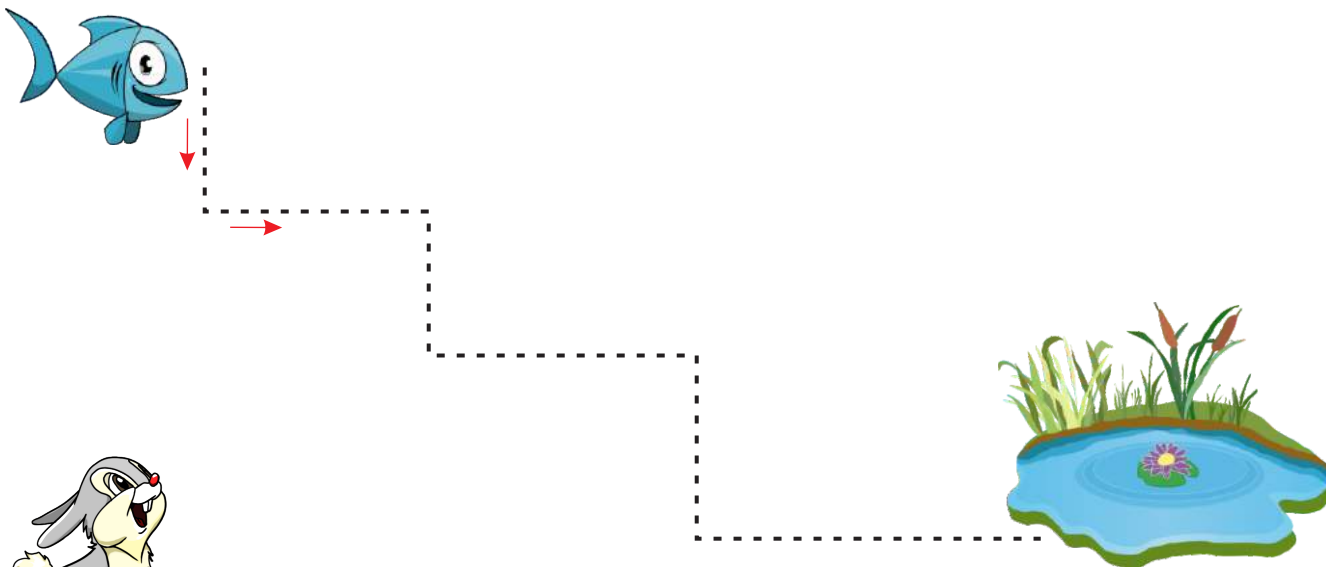


TO THE PARENT:

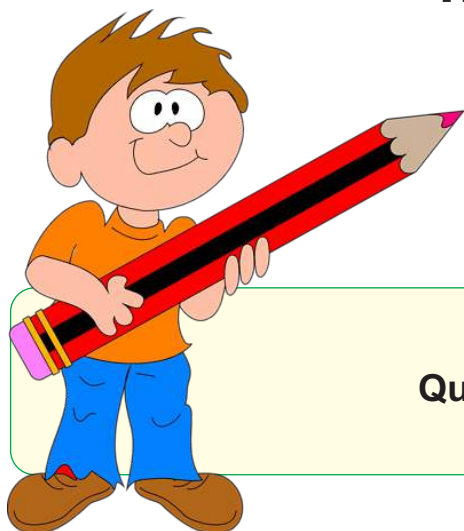
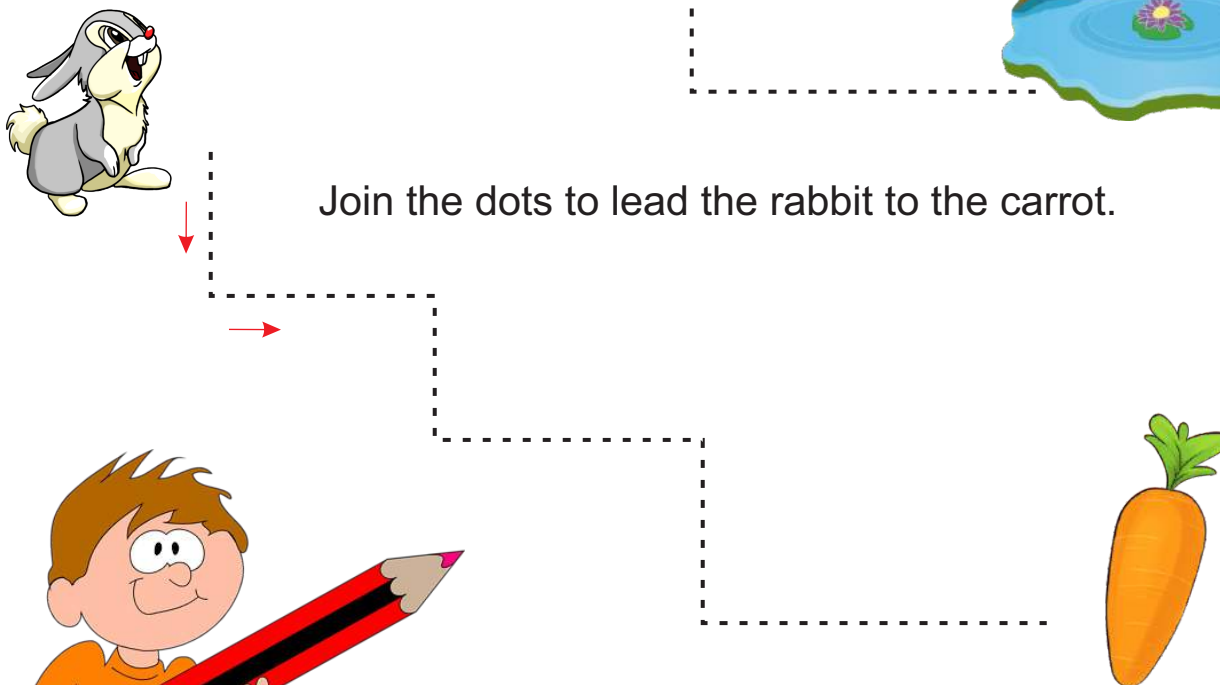
Introduce the new movement by demonstrating on the black board. Check the children's pencil grip and the direction of the strokes.

DOTTED PATTERN

Join the dots to lead the fish to the pond.



Join the dots to lead the rabbit to the carrot.




TO THE PARENT:

Quick revision of the stroke, writing in the air
Relate the pictures with a story.

Teacher's Sign

Lines & Patterns



Publisher : VAPS TECH

Author : Panel Of Experts

Type the URL : <http://www.kopykitab.com/product/5651>



Get this eBook